


# Mepilex® Border Post-Op

The flexible and absorbent all-in-one post-op dressing with Safetac® technology

## Transparent polyurethane backing film

- Highly breathable
- Shower proof, bacterial and viral barrier\*
- Wide fixation borders



Safetac interface

**Safetac**  
TECHNOLOGY




## Safetac® technology layer

- Minimizes incidence of blisters<sup>1</sup>
- Minimizes pain and trauma at dressing change<sup>3</sup>
- Does not adhere to the moist wound bed but to dry skin only<sup>5</sup>
- Seals the wound margins and reduces risk of maceration<sup>6, 7, 8</sup>
- Minimizes risk of adherence to sutures and staples<sup>1</sup>
- Minimizes risk of skin stripping<sup>9, 10</sup>

## Multilayered absorbent pad with flex technology

The Flex technology is a perforated pattern in the absorbent pad which opens up the structure and gives the dressing flexibility.

- Super-absorbent fibres for high and fast absorption with optimized retention<sup>2</sup>
- Highly flexible over joints (hips, knees etc)<sup>4</sup>



\* microbes larger than 25 nm

- Minimizes incidence of blisters<sup>1</sup>
- Excellent exudate management optimized for post-op wounds<sup>2</sup>

- Minimizes pain and trauma at dressing change<sup>3</sup>
- Highly flexible pad that promotes patient mobilization<sup>4</sup>

## Proven choice for a better outcome

Safetac®, pioneered by Mölnlycke, delivers above and beyond the ordinary. Proven to help optimize the wound healing journey and even prevent wounds, dressings with Safetac are the safe choice for patients and a champion for higher standards in wound care.

In fact, we have a wealth of evidence that supports the clinical and economic benefits of dressings with Safetac, including Mepilex®, Mepitel®, Mepiform® and Mepitac®. To date, these dressings have helped millions of patients worldwide<sup>7-9</sup>.

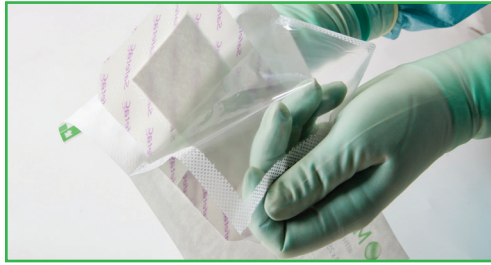
\* A unique proprietary technology exclusive to Mölnlycke Health Care

**Safetac**  
TECHNOLOGY

# Mepilex® Border Post-Op

  
**Mölnlycke**<sup>®</sup>

## Directions for use



**1.** Gently cleanse the wound; dry surrounding skin. Open the sterile package and remove the dressing.  
For best results, Mepilex® Border Post-Op must overlap the wound by 1-2 cm.



**2.** Peel off the narrow part of the release film and fixate Mepilex® Border Post-Op to the skin. Do not stretch.  
Remove the narrow release film completely and then the wider release film.



**3.** Fixate the dressing securely in place. Mepilex® Border Post-Op can be left in place for several days depending on the condition of the wound and the surrounding skin, or as indicated by accepted clinical practice.

## How Mepilex® Border Post-Op works

Mepilex® Border Post-Op is an all-in-one post-op dressing that very effectively absorbs and retains surgical exudate. The Safetac® layer minimizes incidence of blisters<sup>1</sup> and ensures that the dressing can be changed without damaging the wound or surrounding skin or exposing the patient to additional pain<sup>3</sup>. The Safetac® layer seals the peri-wound edges, preventing the exudate from leaking onto surrounding skin, minimizing the risk of maceration<sup>6, 7, 8</sup>. The flex technology provides high flexibility and a very good conformability over joints such as hips and knees, helping to promote patient mobilization<sup>4</sup>.

## Indications\*

Mepilex® Border Post-Op is a self-adhesive absorbent surgical dressing designed for exuding wounds. It is intended for acute wounds, such as surgical wounds, cuts and abrasions.

## Precautions\*

- Do not use on patients with known sensitivity to the dressing or its components.
- In case of signs of clinical infection, consult a health care professional for adequate infection treatment.

## Mepilex® Border Post-Op Assortment (Sterile packed)

Art. no	Dressing Size cm	Wound Pad size cm	Pcs/Box	Pcs/Case
496100	6 x 8	3 x 5	10	80
496200	9 x 10	4.5 x 6	10	70
496300	10 x 15	4.5 x 10	10	100
496400	10 x 20	4.5 x 14.5	10	120
496450	10 x 25	4.5 x 19.5	10	60
496600	10 x 30	4.5 x 24	10	40
496650	10 x 35	4.5 x 29	5	55

## Benefits of Mepilex® Border Post-Op

- Minimizes incidence of blisters<sup>1</sup>
- Minimizes pain and trauma at dressing changes<sup>3</sup>
- Exudate wound management optimized for post-op wounds<sup>2</sup>
- Minimizes risk of adherence to sutures and staples<sup>1</sup>
- Seals wound margins and reduces risk of maceration<sup>6, 7, 8</sup>
- High flexibility providing excellent conformability and patient mobilization
- Can be lifted and adjusted without losing its adherent properties
- Wide transparent borders for easy wound area inspection
- Bacterial and viral barrier (microbes > 25nm)
- Leaves no residue and low potential for skin irritation and allergy
- Shower proof



\*Notice: For Mölnlycke licensed product details including indications and precautions, please refer to [www.molnlycke.ca](http://www.molnlycke.ca)

### References:

1. Johansson C. et al. An assessment of a self-adherent, soft silicone dressing in post operative wound care following hip and knee arthroplasty. Poster presentation at EWMA, Brussels, Belgium 2012.
2. Fluid handling capacity. Mölnlycke Health Care Lab. report 20121101-002. Downloadable from [www.molnlycke.com](http://www.molnlycke.com)
3. White R. A multinational survey of the assessment of pain when removing dressings. Wounds UK, 2008.
4. Tensile force. Mölnlycke Health Care Lab. report 20121019-004. Downloadable from [www.molnlycke.com](http://www.molnlycke.com)
5. White R. et al. Evidence for atraumatic soft silicone wound dressing use. Wounds UK, 2005.
6. Meaume S. et al. A study to compare a new self adherent soft silicone dressing with self adherent polymer dressing in stage II pressure ulcers. Ostomy Wound Management, 2003.
7. Feili F. et al. Retention capacity. Poster presentation at the EWMA conference, Lisbon, Portugal 2008.
8. Wiberg A.B. et al. Preventing maceration with a soft silicone dressing: in-vitro evaluations. Poster presented at the 3rd Congress of the WUWHS, Toronto, Canada, 2008.
9. Waring P. et al. An evaluation of the skin stripping of wound dressings adhesives. Journal of Wound Care, 2011.
10. Dykes P.J. et al. Effect of adhesive dressings on the stratum corneum of the skin. Journal of Wound Care, 2004.