

Melgisorb® Ag

Highly absorbent antimicrobial alginate dressing

Silver-containing alginate


- Provides sustained and rapid antimicrobial effect¹
- Sustained silver release up to 7 days²

Alginate with CMC fibres

- Suitable for high exuding wounds
- Designed for shallow and deep wounds
- Allows removal in one piece

Soft and flexible

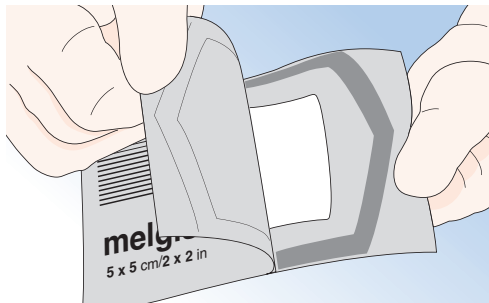
- Easy to apply and remove



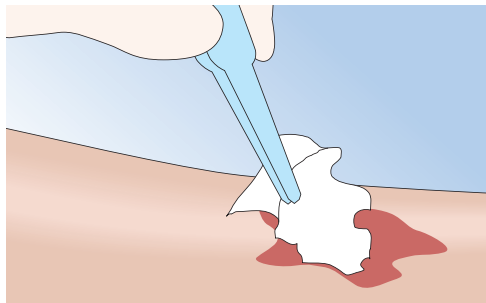
- Provides rapid, antimicrobial efficacy and sustained release silver activity
- Excellent absorption for heavily exuding deep wounds

- High fibre strength allows removal in one piece
- Reduces the risk of peri-wound maceration

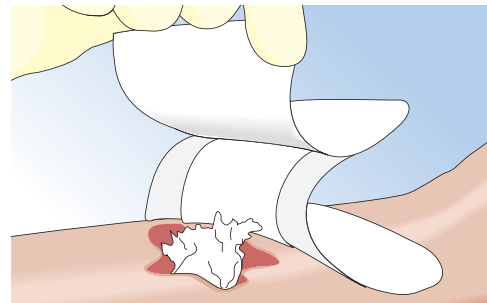
Directions for use



Debride and irrigate the wound site in accordance with standard protocols. Select a size of Melgisorb Ag that is slightly larger than the wound. Cut or fold the dressing to fit the wound.



Loosely fill deep wounds, ensuring the dressing does not overlap the wound margins. Apply to wound bed directly.



Cover and secure Melgisorb Ag with a secondary dressing such as Alldress® or Mepilex® Border.

How Melgisorb® Ag works

Melgisorb Ag is a highly absorbent, antimicrobial dressing composed of a high G calcium alginate, carboxymethylcellulose (CMC), and an ionic silver complex which releases silver ions in the presence of wound exudate. As wound exudate is absorbed the alginate forms a gel, which aids autolytic debridement, while maintaining a moist environment for optimal wound healing. The gel ensures intact removal, without damage to healing tissue.

Melgisorb Ag is effective against a broad spectrum of microorganisms frequently associated with the bacterial colonization and infection of wounds, for up to twenty-one (21) days, based on in-vitro testing.³ Melgisorb Ag can also reduce the odour of infected wounds as a result of its effective antimicrobial properties.⁴

1, 2,3,4 References on file.

Note

Dressing change frequency will depend on wound condition and the level of exudate. Initially it may be necessary to change the dressing every 24 hours. If the wound appears dry, saturate the dressing with sterile saline solution prior to removal. Gently remove the dressing from the wound bed. Irrigate the wound site in accordance with standard protocols prior to application of a new dressing.

Indications*

Melgisorb Ag is indicated for use in the management of all moderate to heavily exuding partial to full thickness wounds including:

- post-operative wounds
- trauma wounds (dermal lesions, trauma injuries or incisions)
- leg ulcers • pressure injuries • diabetic ulcers
- graft and donor sites • cavity wounds
- superficial and partial thickness burns

As the Melgisorb Ag contains alginate, it may assist in supporting the control of minor bleeding in superficial wounds.

This product can also be used under compression bandages.

Melgisorb Ag may be used in the management of infected wounds or wounds in which there is an increased risk of infection under the medical supervision of a healthcare professional.

Melgisorb Ag is indicated for external use only.

Melgisorb® Ag Assortment (Sterile packed)

Product Code	Size cm	Pcs/Box
256055	5 x 5	10
256105	10 x 10	10
256155	15 x 15	10
256605	3 x 44	10

*Notice: For Mölnlycke licensed product details including indications and precautions, please refer to www.molnlycke.ca

Contraindications*

Melgisorb Ag is not indicated for use on the following:

- dry or lightly exuding wounds
- individuals with a known sensitivity to alginates or silver
- to control heavy bleeding
- surgical implantation

Precautions*

The dressing may adhere if used on dry or very lightly exuding wounds. If the dressing does adhere and is not easily removed, moisten with sterile saline solution prior to removal. The dressing performance may be impaired by excess use of petroleum-based ointments. Avoid contact with electrodes or conductive gels during electronic measurements, e.g. electrocardiograms (ECG) and electroencephalograms (EEG).

The dressing must be removed prior to patients undergoing Magnetic Resonance Imaging (MRI) examinations.

In the event of clinical infection, topical silver does not replace the need for systemic therapy or other adequate infection treatment.

